

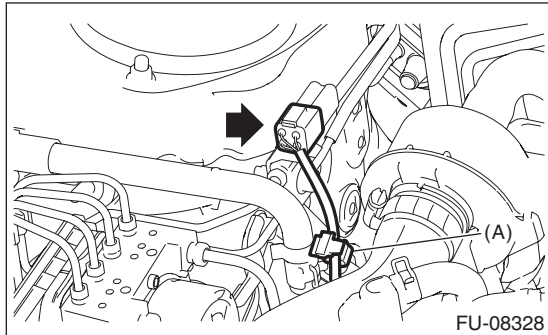
Front Oxygen (A/F) Sensor

FUEL INJECTION (FUEL SYSTEMS)

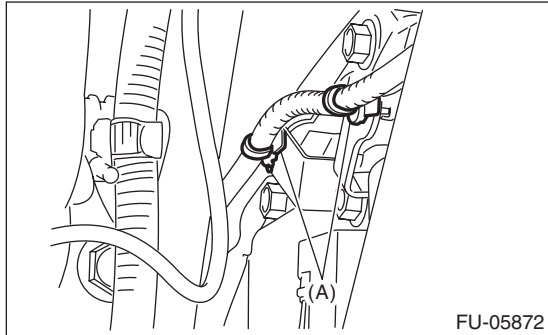
16.Front Oxygen (A/F) Sensor

A: REMOVAL

- 1) Disconnect the ground cable from battery.
- 2) Disconnect the connector from the front oxygen (A/F) sensor, and remove the clip (A) holding the return hose and front oxygen (A/F) sensor harness.



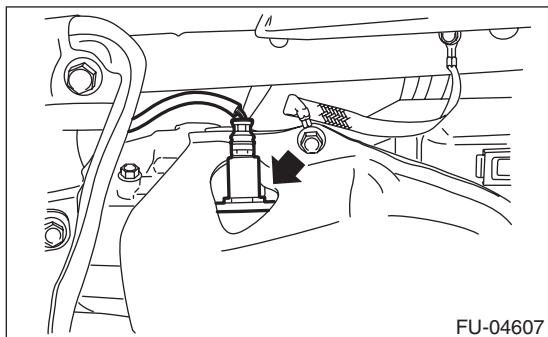
- 3) Remove the clips (A) holding the front oxygen (A/F) sensor harness to the engine harness stay.



- 4) Lift up the vehicle.
- 5) Remove the under cover. <Ref. to EI-21, REMOVAL, Front Under Cover.>
- 6) Apply spray-type lubricant to the threaded portion of front oxygen (A/F) sensor, and leave it for one minute or more.
- 7) Remove the front oxygen (A/F) sensor.

CAUTION:

When removing the front oxygen (A/F) sensor, wait until exhaust pipe cools, otherwise it will damage the exhaust pipe.



B: INSTALLATION

CAUTION:

If lubricant is spilled onto the exhaust pipe, wipe it off completely with cloth to avoid emission of smoke or causing a fire.

- 1) Before installing front oxygen (A/F) sensor, apply anti-seize compound only to the threaded portion of front oxygen (A/F) sensor to make the next removal easier.

CAUTION:

Never apply anti-seize compound to the protector of front oxygen (A/F) sensor.

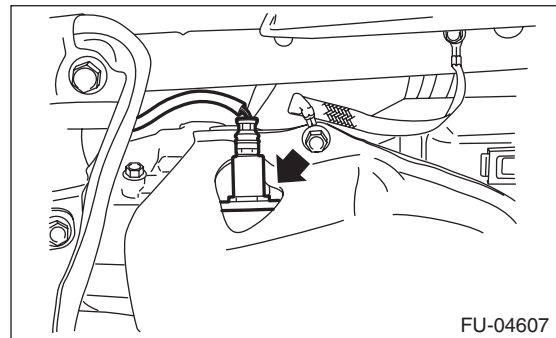
Anti-seize compound:

NEVER-SEEZ NSN, JET LUBE SS-30 or equivalent

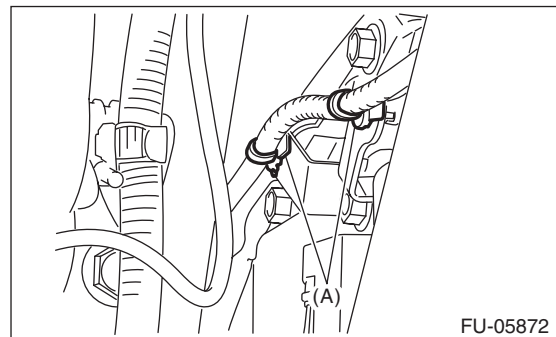
- 2) Install the front oxygen (A/F) sensor.

Tightening torque:

30 N·m (3.1 kgf-m, 22.1 ft-lb)



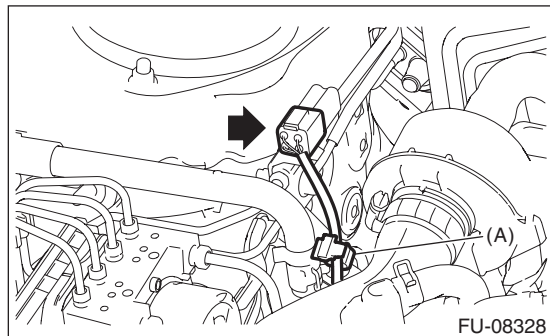
- 3) Install the under cover. <Ref. to EI-22, INSTALLATION, Front Under Cover.>
- 4) Lower the vehicle.
- 5) Secure the front oxygen (A/F) sensor harness to the engine harness stay using the clips (A).



Front Oxygen (A/F) Sensor

FUEL INJECTION (FUEL SYSTEMS)

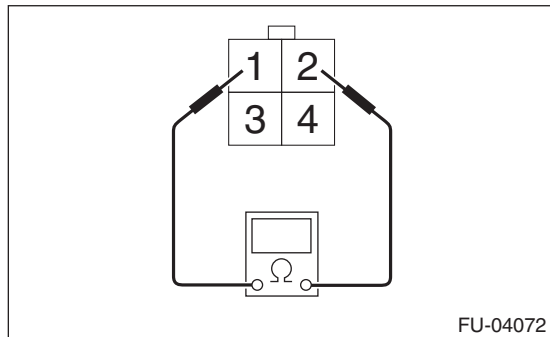
- 6) Connect the connector to the front oxygen (A/F) sensor, and secure the return hose and front oxygen (A/F) sensor harness using the clip (A).



- 7) Connect the battery ground terminal.

C: INSPECTION

- 1) Check that the front oxygen (A/F) sensor has no deformation, cracks or other damages.
2) Measure the resistance between front oxygen (A/F) sensor terminals.



| Terminal No. | Standard |
|--------------|--|
| 1 and 2 | $2.4 \pm 0.24 \Omega$ (when 20°C (68°F)) |